

2019-20 GRATITUDE REPORT

FINANCIAL RESULTS FOR FISCAL YEAR 2019-20

The pandemic has brought with it financially challenging times for the higher education industry. In this moment, Goucher College is more thankful than ever for the philanthropic support shown by our donors who have invested in Goucher in the past and built our endowment. Goucher leaned heavily on this philanthropic support in fiscal year 2020, as we successfully navigated many financial challenges.

From the start of this pandemic, we made it very clear that at Goucher, the safety of our students, faculty, and staff comes first, and that we would rely upon the very best public health advice and science to guide our decisions. On March 14, 2020, the college transitioned to remote education. This put a significant strain on the college's revenues, as we credited students' accounts for 50% of their spring semester's room and board charges, approximately \$3.5 million.

Families nationwide continue to struggle to find the means necessary to pay for college. In fiscal year 2020, the college provided over \$39 million in scholarships and financial aid to help make the dream of a Goucher education possible for our students. However, this is a delicate balancing act, as the college remains dependent on student revenues (tuition, room, and board), representing 59% of total revenues. Overall, student revenues decreased by 12% as a result of closing the residence halls and providing additional student financial aid.

Across campus, we rose to the challenge and worked together to manage expenses to respond to the decline in student revenues, cutting expenses over 6% from the previous year.

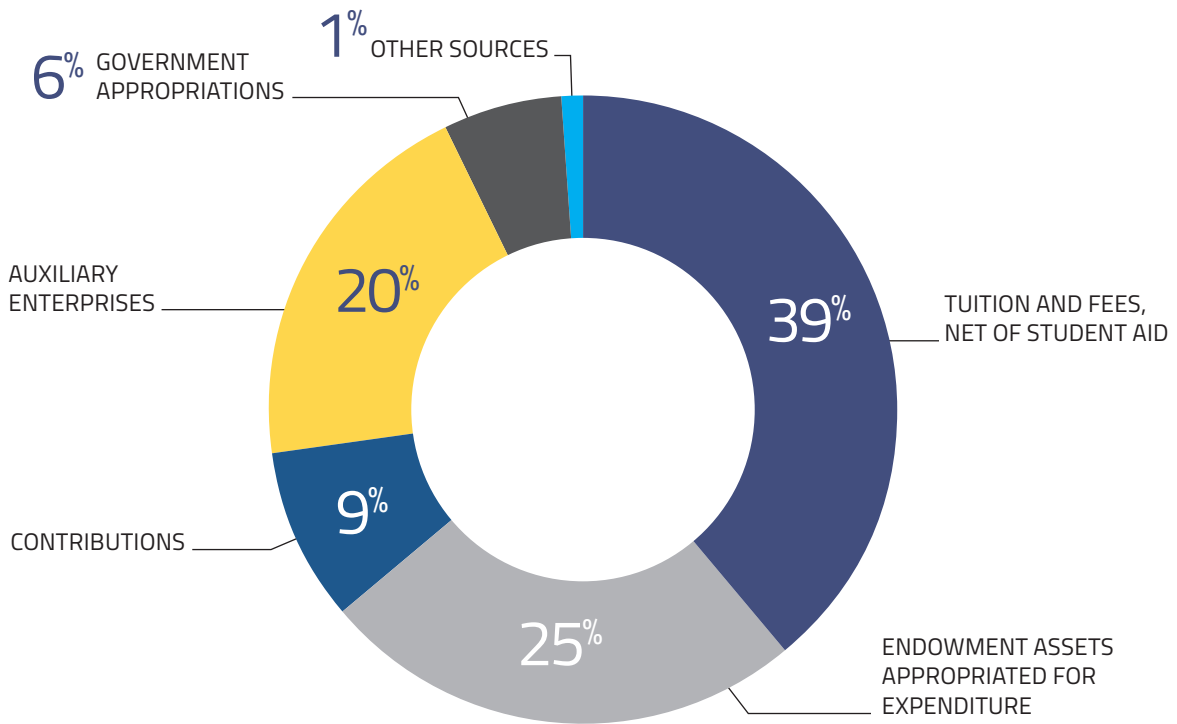
Our donors responded, too! Endowment giving was at its highest levels since 2014, as donors continue to invest in the future of Goucher. Six new scholarships/fellowships were created as our community rallied to address access and affordability. For that, we are grateful. The college's endowment, a collection of investments made possible by our generous donors, stands tall at \$191 million, representing nearly half of the college's total assets on June 30, 2020. These investments provide annual support for the college and our students. In fact, 34% of the college's revenues in fiscal year 2020 were funded by present and past donors through a combination of contributions and endowment payout, up from 27% the previous year.

Thank you for continuing to support Goucher College and our students.



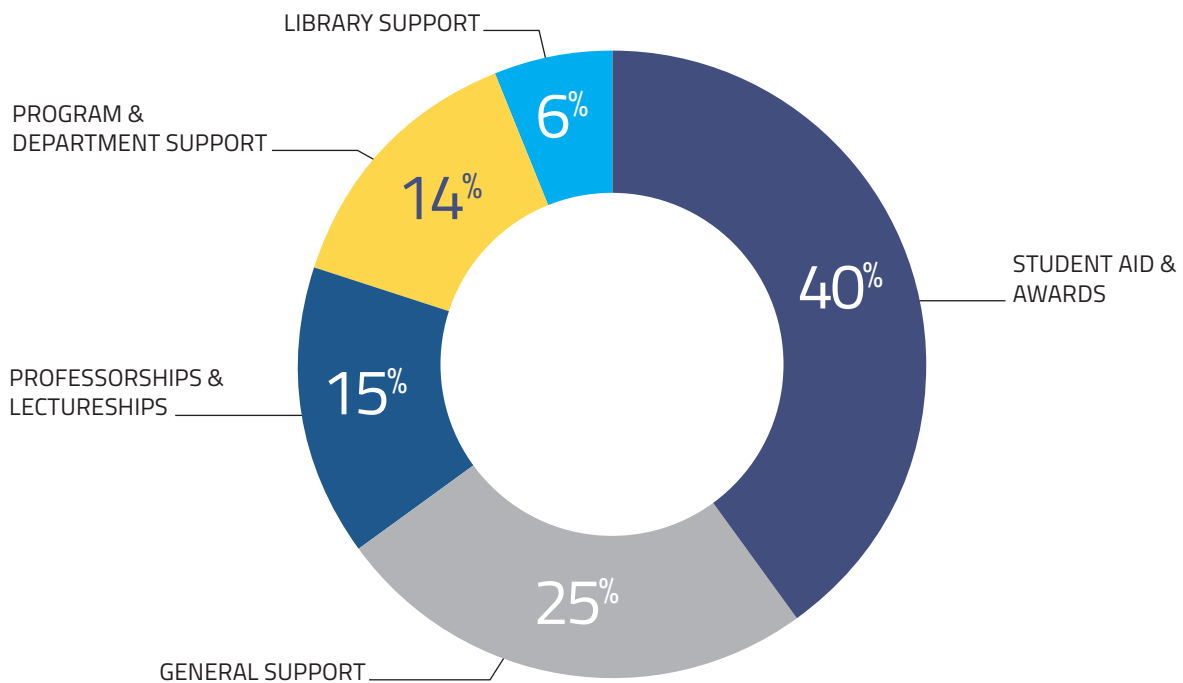
Kent Devereaux
President, Goucher College

TOTAL REVENUE (\$68.4 MILLION)



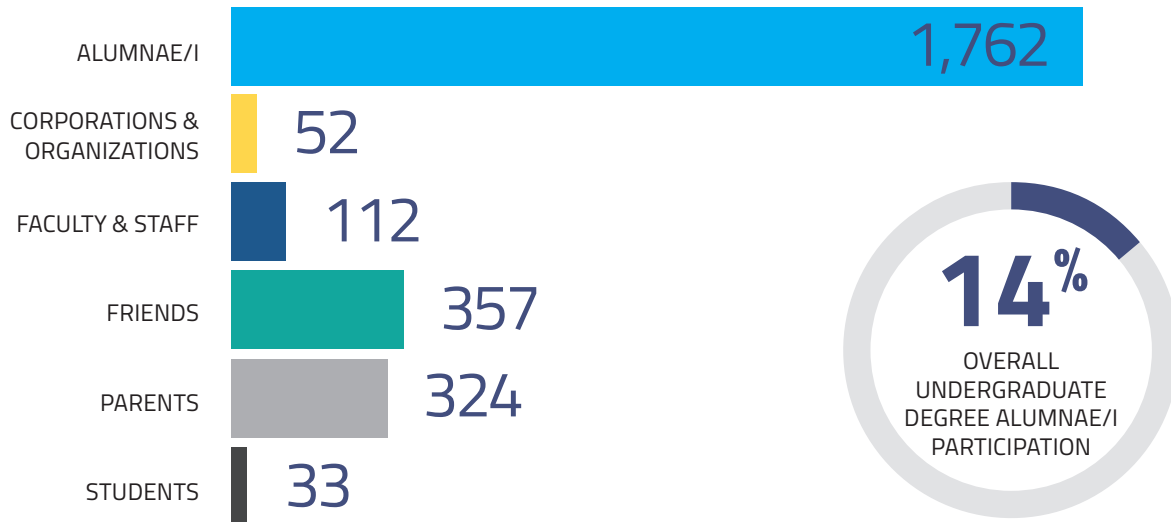
For the fiscal year ending June 30, 2020

TOTAL ENDOWMENT (\$191.4 MILLION)



For the fiscal year ending June 30, 2020

DONORS BY CONSTITUENCY



410

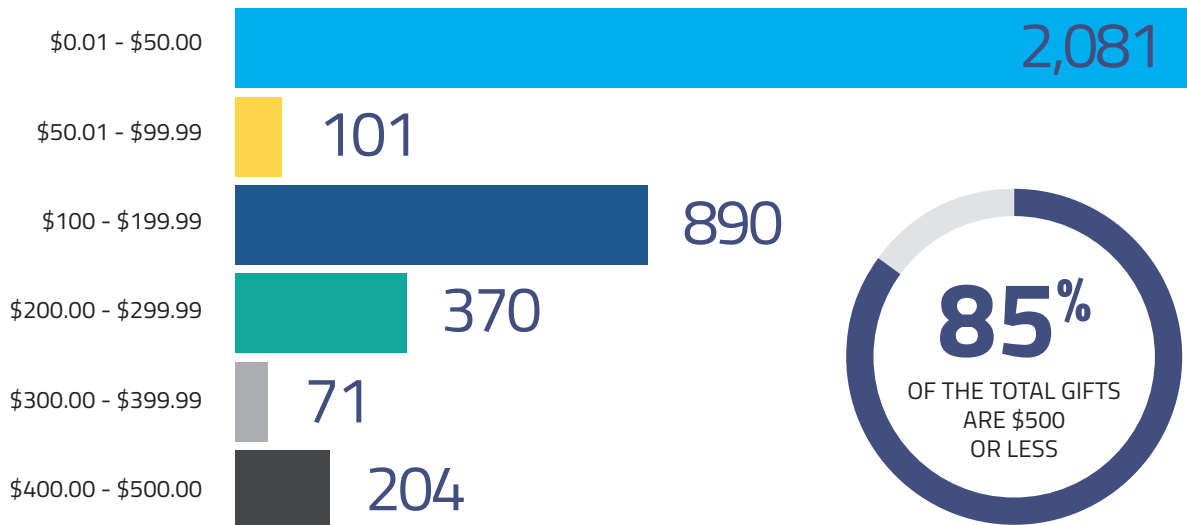
NEW DONORS TO THE COLLEGE



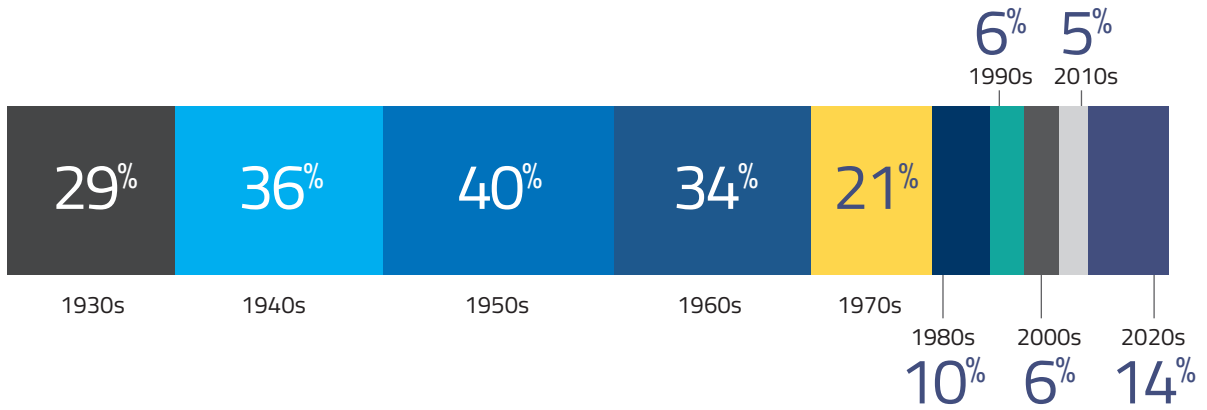
2,640

DONORS IN FY20

THE LARGE IMPACT OF GIFTS BELOW \$500



ALUMNAE/I PARTICIPATION BY DECADES



4,345

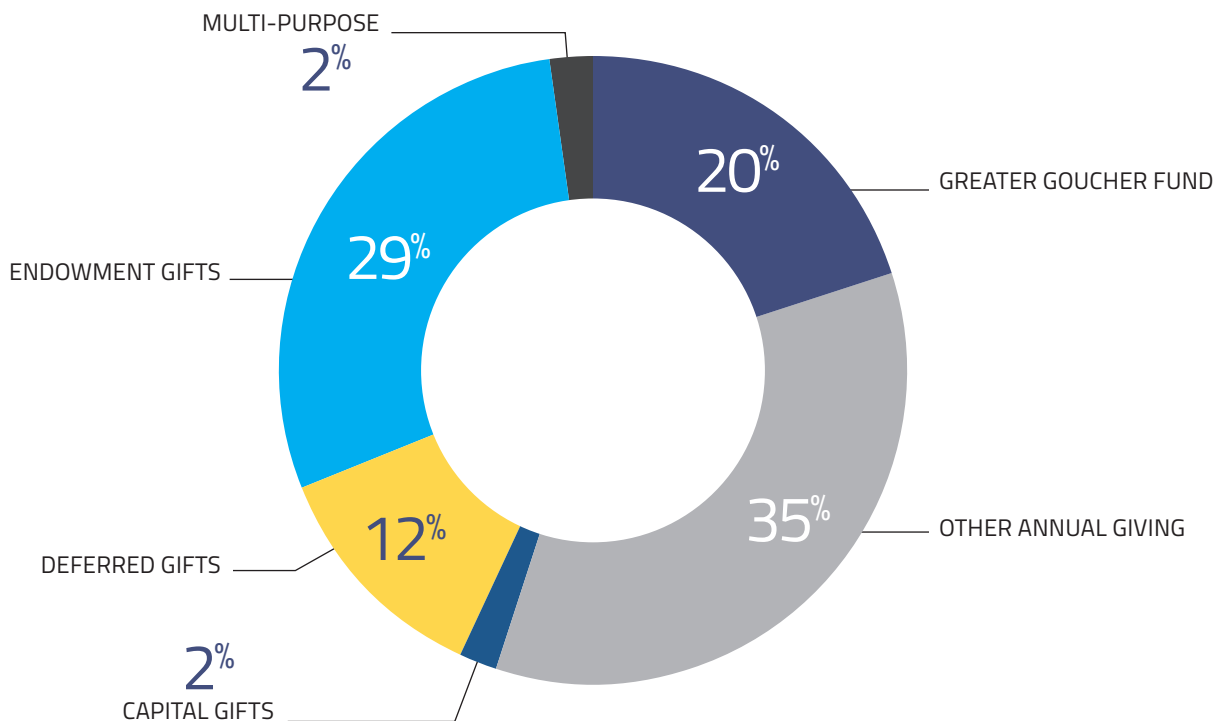
GIFTS IN FY20



\$6,900,387

TOTAL RAISED

VOLUNTARY SUPPORT BY PURPOSE



GIFTS AND PLEDGES BY CLASS FOR FY 2019-20

CLASS OF	# OF DONORS	# OF GOUCHER SOCIETY MEMBERS	GRAND TOTAL CLASS PARTICIPATION	FY 2019-20 GREATER GOUCHER FUND TOTAL GIVEN CLASS TOTAL	GRAND TOTAL CLASS AMOUNT IN FY 2019-20
1935	1	1	0%	—	\$177,409.17
1938	0	0	0%	—	—
1939	1	0	20%	\$1,000.00	\$1,000.00
1940	1	0	33%	\$132.00	\$132.00
1941	4	0	57%	\$225.00	\$1,575.00
1942	4	1	50%	\$5,150.00	\$5,250.00
1943	4	2	44%	\$200.00	\$39,632.07
1944	4	3	44%	\$10,422.61	\$36,959.23
1945	4	1	36%	\$1,525.00	\$35,759.37
1946	2	2	12%	\$13,100.00	\$13,300.00
1947	8	2	36%	\$3,420.05	\$26,454.03
1948	10	0	27%	\$1,340.00	\$1,340.00
1949	17	4	43%	\$17,825.00	\$22,825.00
1950	19	1	40%	\$3,925.00	\$5,000.00
1951	21	2	35%	\$14,520.00	\$74,620.00
1952	16	3	27%	\$7,350.00	\$12,780.00
1953	19	4	36%	\$46,325.00	\$46,575.00
1954	21	5	31%	\$14,385.00	\$15,328.00
1955	26	6	54%	\$16,095.00	\$40,521.51
1956	30	7	55%	\$18,945.22	\$74,645.22
1957	37	10	41%	\$22,245.78	\$77,030.66
1958	40	7	41%	\$27,853.00	\$36,683.00
1959	41	7	44%	\$22,665.00	\$23,840.00
1960	45	12	43%	\$22,992.77	\$54,413.77
1961	42	6	36%	\$20,065.00	\$25,239.00
1962	43	8	32%	\$66,616.80	\$157,001.46
1963	37	10	34%	\$35,986.80	\$340,756.80
1964	52	11	39%	\$25,622.89	\$68,136.29
1965	42	7	30%	\$20,887.98	\$748,748.08
1966	63	15	38%	\$74,199.78	\$224,156.78
1967	60	10	36%	\$54,805.27	\$119,531.99

CLASS OF	# OF DONORS	# OF GOUCHER SOCIETY MEMBERS	GRAND TOTAL CLASS PARTICIPATION	FY 2019-20 GREATER GOUCHER FUND TOTAL GIVEN CLASS TOTAL	GRAND TOTAL CLASS AMOUNT IN FY 2019-20
1968	58	18	27%	\$66,936.50	\$214,695.50
1969	54	12	30%	\$44,674.85	\$300,712.11
1970	66	16	38%	\$46,425.92	\$151,293.07
1971	55	9	28%	\$40,228.00	\$58,902.00
1972	40	14	20%	\$74,286.60	\$124,287.60
1973	40	9	21%	\$76,628.20	\$271,541.47
1974	44	10	21%	\$23,236.94	\$42,473.94
1975	27	6	16%	\$11,177.39	\$15,376.39
1976	33	2	17%	\$11,600.46	\$13,211.46
1977	29	4	18%	\$29,157.48	\$537,246.44
1978	24	3	14%	\$8,300.00	\$13,023.00
1979	21	3	12%	\$4,505.00	\$12,541.00
1980	23	2	15%	\$5,795.00	\$7,795.00
1981	21	4	11%	\$26,058.60	\$31,833.60
1982	22	2	11%	\$6,795.00	\$11,658.00
1983	22	2	12%	\$13,245.00	\$416,905.00
1984	12	1	8%	\$2,758.70	\$7,943.70
1985	11	3	7%	\$11,850.00	\$18,343.00
1986	16	3	9%	\$4,925.00	\$31,384.63
1987	13	0	7%	\$1,150.00	\$1,538.00
1988	5	0	4%	\$1,350.00	\$1,490.00
1989	11	0	8%	\$550.00	\$700.00
1990	9	0	6%	\$650.00	\$800.00
1991	13	1	6%	\$51,586.00	\$62,431.00
1992	10	1	6%	\$1,392.27	\$2,292.27
1993	9	3	5%	\$1,570.00	\$1,850.00
1994	7	4	7%	\$5,375.00	\$68,400.00
1995	19	2	12%	\$2,323.93	\$9,823.49
1996	11	0	7%	\$570.00	\$885.00
1997	8	1	5%	\$2,876.00	\$3,546.00
1998	10	4	6%	\$3,809.00	\$4,293.00
1999	4	1	2%	\$150.00	\$3,196.85

CLASS OF	# OF DONORS	# OF GOUCHER SOCIETY MEMBERS	GRAND TOTAL CLASS PARTICIPATION	FY 2019-20 GREATER GOUCHER FUND TOTAL GIVEN CLASS TOTAL	GRAND TOTAL CLASS AMOUNT IN FY 2019-20
2000	17	4	7%	\$4,968.00	\$6,618.00
2001	16	3	7%	\$4,295.00	\$6,607.08
2002	10	1	6%	\$2,142.04	\$4,615.36
2003	11	2	6%	\$2,290.50	\$3,936.00
2004	14	0	7%	\$620.00	\$1,360.00
2005	19	2	8%	\$1,672.50	\$8,230.00
2006	7	1	3%	\$2,045.72	\$2,858.72
2007	15	0	6%	\$1,207.50	\$3,592.00
2008	15	0	5%	\$148.00	\$1,709.00
2009	3	0	1.2%	\$130.09	\$330.09
2010	16	0	5.0%	\$210.00	\$1,075.00
2011	13	2	4.3%	\$385.00	\$806.00
2012	13	1	4.6%	\$388.00	\$936.00
2013	13	1	4.3%	\$170.02	\$520.02
2014	15	6	5.8%	\$399.88	\$680.76
2015	19	7	7.2%	\$3,645.24	\$5,402.84
2016	18	5	5.5%	\$412.56	\$596.06
2017	16	4	5.6%	\$166.83	\$753.72
2018	10	4	3.3%	\$288.00	\$573.00
2019	8	3	3.1%	\$345.40	\$705.40
2020	33	1	13.7%	\$323.24	\$5,660.04
Total	1,762	334	13.8%	\$1,178,016.31	\$5,006,621.04

GRADUATE PROGRAMS ALUMNI*	# OF DONORS	# OF GOUCHER SOCIETY MEMBERS	GRAND TOTAL CLASS PARTICIPATION	FY 2019-20 GREATER GOUCHER FUND TOTAL GIVEN	GRAND TOTAL CLASS AMOUNT IN FY 2019-20
	63	1	2%	\$ 2,151.25	\$9,466.45

* Graduate program alumni count only includes those that hold ONLY a graduate degree from Goucher; does not include those with dual degrees (UG and GR degrees). Dual degree alumni (UG and GR degrees) from Goucher are only included in the UG class listing.