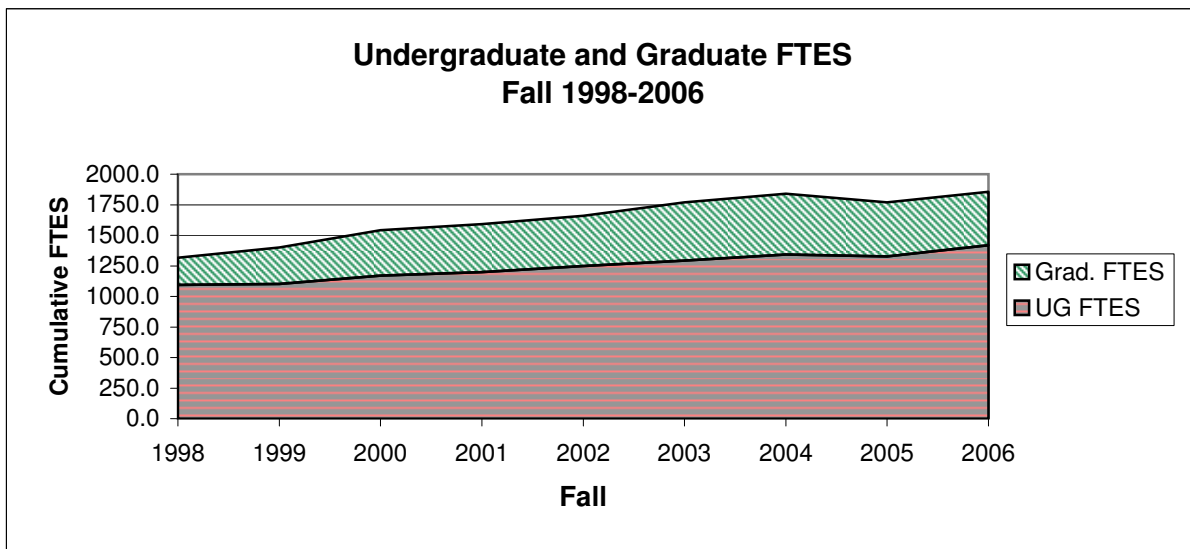


Undergraduate and Graduate FTES Fall 1998-2006

Year	UG FTES	Grad. FTES	Total FTES
1998	1094.9	221.2	1316.1
1999	1103.3	298.4	1401.7
2000	1169.9	371.2	1541.1
2001	1198.6	394.2	1592.8
2002	1248.2	411.3	1659.5
2003	1292.7	476.0	1768.7
2004	1342.2	499.2	1841.3
2005	1327.0	443.3	1770.3
2006	1419.0	437.1	1856.1



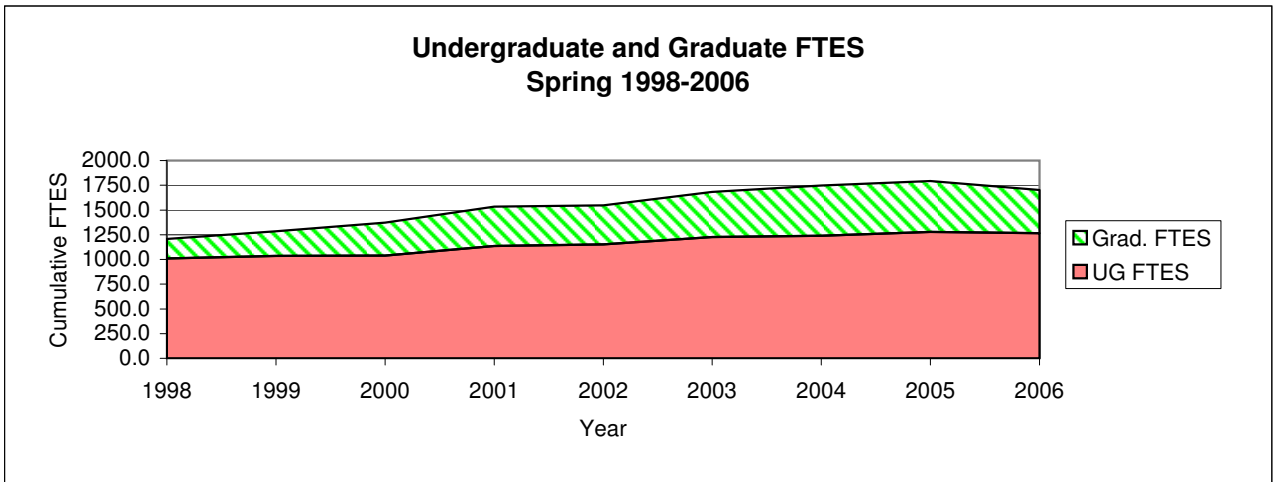
FTES=Full-Time Equivalent Students

Undergraduate FTES= Full-time students plus all part-time undergraduate credits divided by 12.

Graduate FTES= Full-time graduate students plus all part-time graduate credits divided by 9.

Undergraduate and Graduate FTES Spring 1998-2006

Year	UG FTES	Grad. FTES	Total FTES
1998	1009.8	197.3	1207.1
1999	1037.2	247.2	1284.4
2000	1039.6	331.5	1371.1
2001	1136.7	395.8	1532.4
2002	1151.7	396.0	1547.7
2003	1225.8	458.2	1684.1
2004	1239.3	507.6	1746.9
2005	1279.8	511.7	1791.6
2006	1265.8	435.0	1700.82



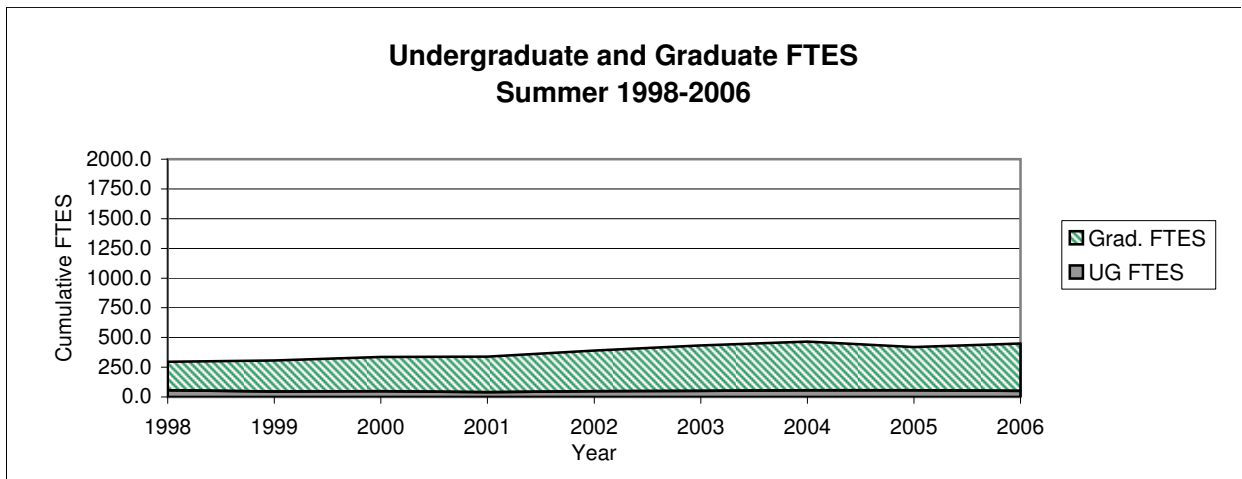
FTES=Full-Time Equivalent Students

Undergraduate FTES= Full-time students plus all part-time undergraduate credits divided by 12.

Graduate FTES= Full-time graduate students plus all part-time graduate credits divided by 9.

Undergraduate and Graduate FTES Summer 1998-2006

Year	UG FTES	Grad. FTES	Total FTES
1998	57.2	238.8	296.0
1999	44.8	262.7	307.5
2000	48.4	288.5	336.9
2001	40.5	298.0	338.5
2002	48.4	342.3	390.7
2003	51.3	383.1	434.4
2004	57.6	408.2	465.8
2005	56.9	362.0	418.9
2006	50.5	400.1	450.6



FTES=Full-Time Equivalent Students

Undergraduate FTES= Full-time students plus all part-time undergraduate credits divided by 12.

Graduate FTES= Full-time graduate students plus all part-time graduate credits divided by 9.