

What is the Assignment Module?

The assignment activity module allows teachers to collect work from students, review it and provide feedback including grades.

Students can submit any digital content (files), including, for example, word-processed documents, spreadsheets, images, audio and video clips. Assignments don't necessarily have to consist of file uploads. Alternatively, teachers can ask students to type directly into Moodle using an online text assignment. There is also an offline activity assignment which can be used to remind students of 'real-world' assignments they need to complete and to record grades in Moodle for activities that don't have an online component.

There are 4 types of assignments:

1. **Upload a single file**
2. **Advanced uploading of files** - options include: multiple file submission, allowing students to type a message alongside their submission & returning a file as feedback.
3. **Online text** - students type directly into Moodle, teachers can provide inline feedback.
4. **Offline Activity** - teachers provide a description and due date for an assignment outside of Moodle. A grade & feedback can be recorded in Moodle.

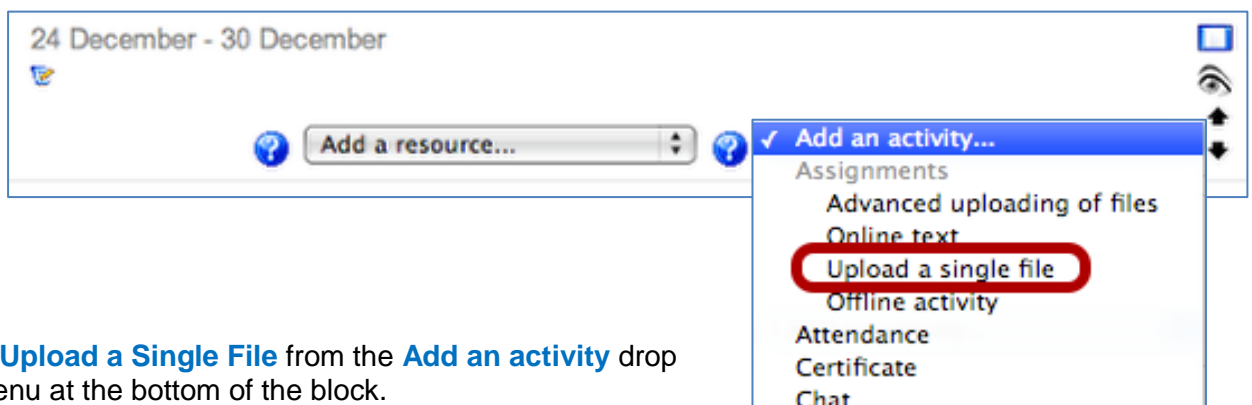
Iterative Assignments

It is possible to create iterative assignments - where the piece of work is graded by the teacher, re-edited by the student, re-graded and so on using either the single file or the online text and setting 'Allow resubmitting' to 'Yes' in the assignment settings.

How do I create an Upload File Assignment?

Turn editing mode on.

Scroll to the section of the course where you want to add the assignment.



Choose **Upload a Single File** from the **Add an activity** drop down menu at the bottom of the block.

Give the assignment a name.

Provide the "description" text for the assignment.

Choose **Grade** options.

Choose availability dates or **Disable** the feature.

Choose whether **late submissions** will be accepted.

Adding a new Assignment to topic 2

General

Assignment name* Session 4: Critique Essay

Description* ?

Trebuchet 1 (8 pt) Lang B I U S x₂ x²

Submit the 2 page Critique Essay here.

Path: body

Grade ? 100

Available from 23 January 2012 15 25 Disable

Due date 30 January 2012 15 25 Disable

Prevent late submissions Yes

Choose the following options:

- >Resubmitting
- >Email Alerts
- >Group Types

The group mode can be one of three levels:

- No groups** - there are no sub groups, everyone is part of one big community
- Separate groups** - each group can only see their own group, others are invisible
- Visible groups** - each group works in their own group, but can also see other groups

Choose whether the activity should be visible or not to students.

Upload a single file

Allow resubmitting ? Yes

Email alerts to teachers ? No

Maximum size 5MB

Common module settings

Group mode ? No groups

Visible Show

ID number ?

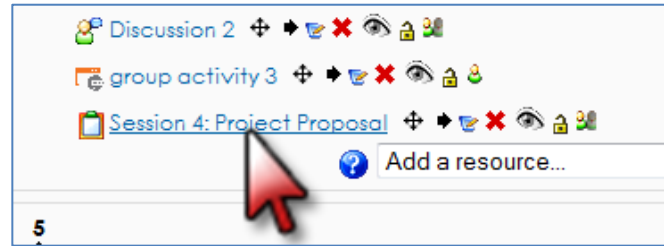
Grade category Uncategorised

Save and return to course

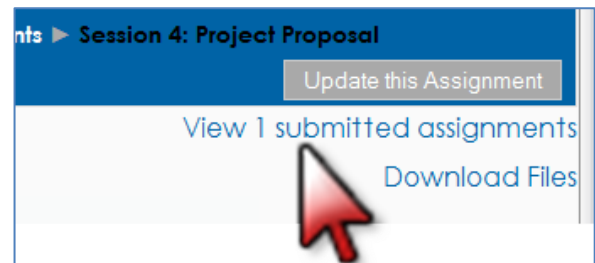
Scroll to the bottom of the page and click **Save and return to course**.

How do I grade an upload file assignment?

Navigate to the assignment within the course.
Click on its title.



Click on the **View _ submitted assignments** link in the top right corner of the page.



Click on **Grade** or "Update" to create feedback for the activity.

(You can also click on the assignment itself to download the file to your desktop.)

See all course grades

First name : All ABCDEFGHIJKLMNOPQRSTUVWXYZ
Last name : All ABCDEFGHIJKLMNOPQRSTUVWXYZ

	First name / Last name	Grade	Comment	Last modified (Student)	Last modified (Teacher)	Status	Final grade
	Alice Miller	-		Project_Proposal.docx Monday, January 23, 2012, 04:23 PM		Grade	-

Submissions shown per page: 10
Allow quick grade:
Save preferences

Click the **Grade** dropdown menu to select a score.

Type feedback in the text area.

Click the **Save Changes** button.

Alice Miller
Monday, January 23, 2012, 04:17 PM

Grade 50 / 100

Final grade

Trebuchet 1 (8 pt) Lang **B I U** $x_2 x^2$

Please redo this as soon as possible. Return to the checklist that is found in the Session to help you to organize your work.

Path:

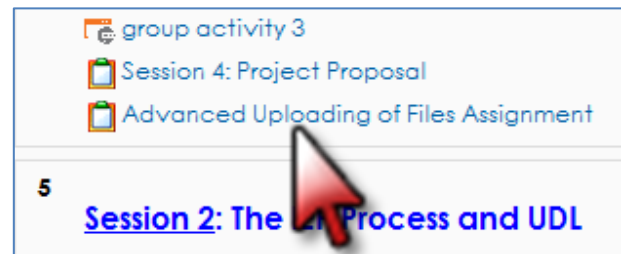
Send notification emails

Response files

Student View for Advanced Uploading of Files Option

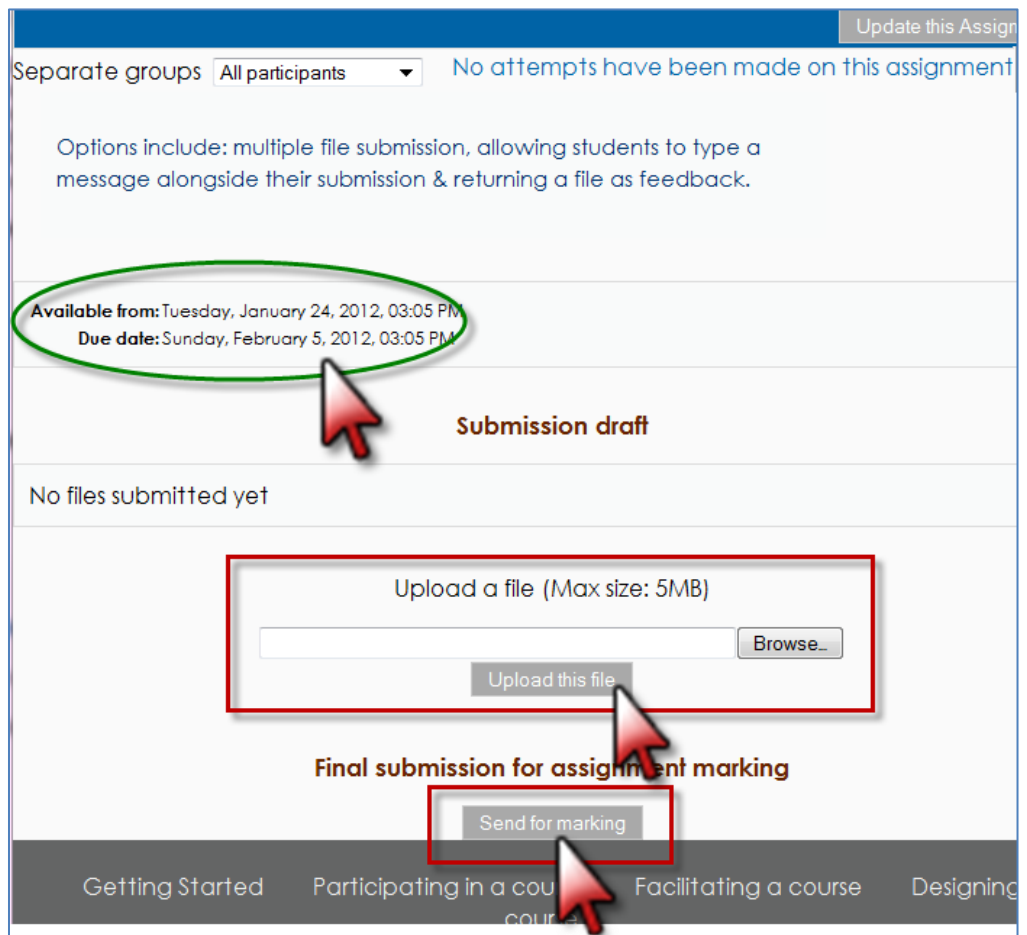
The Advanced Uploading of Files Option includes: multiple file submission, allowing students to type a message alongside their submission & returning a file as feedback.

The student will click on the Assignment link in the course.



The instructor can define submission dates and deadlines.

The student can upload a file for review or send it for marking.



The Instructor's view will track all modifications.

