

Everything You Need to Know About WebEx!

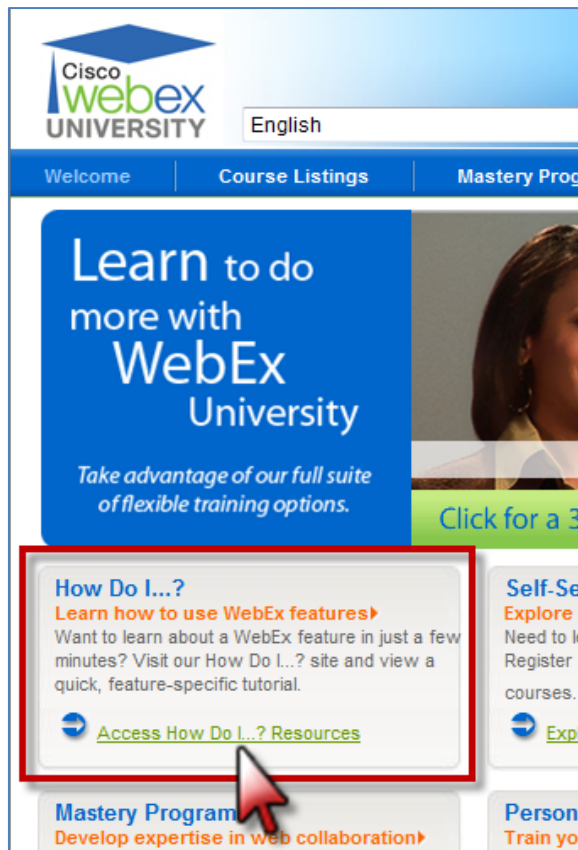
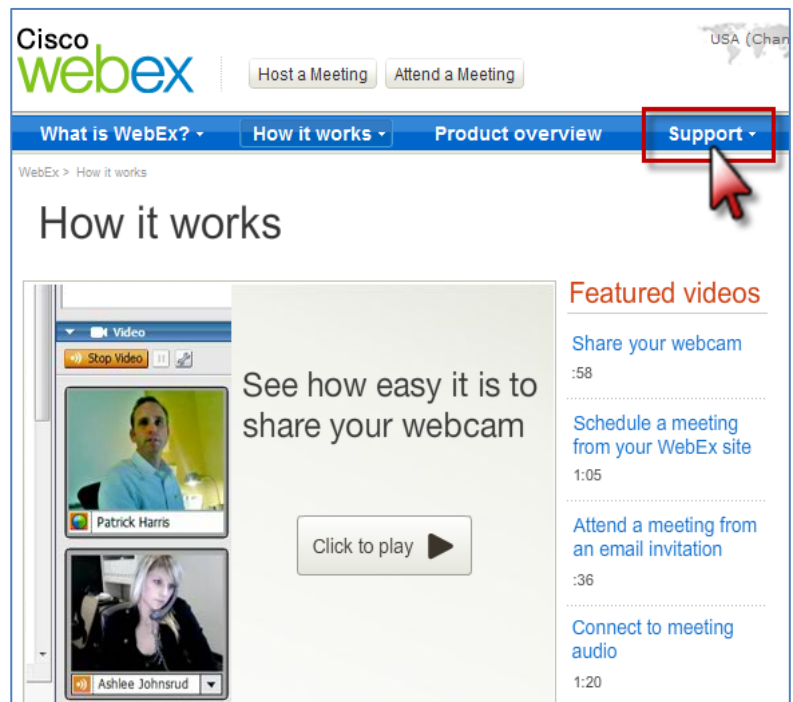
Find "How It Works" Videos at <http://www.webex.com/how-it-works/index.html>

Click on any of the **How it Works** Featured Videos...

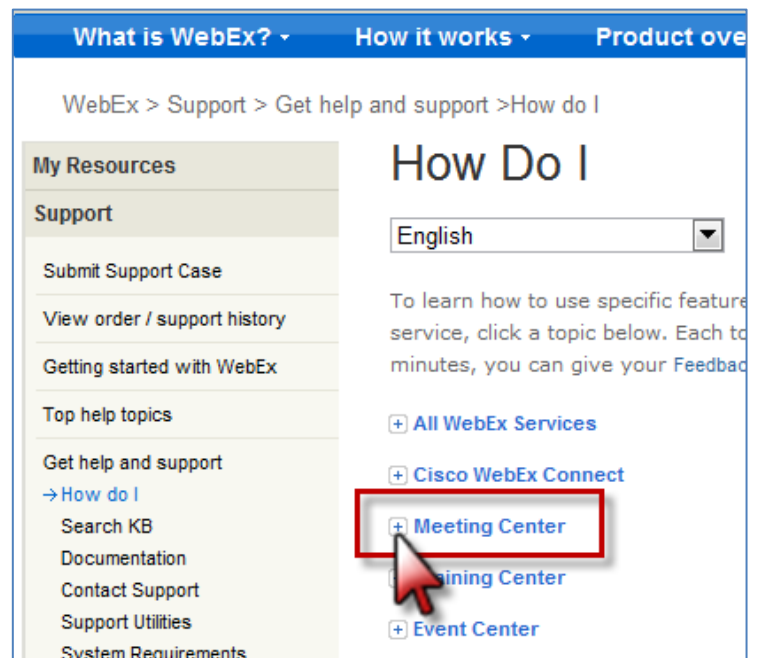
AND then Click the **Support** link.

When the dropdown menu opens, click on **WebEx University**.

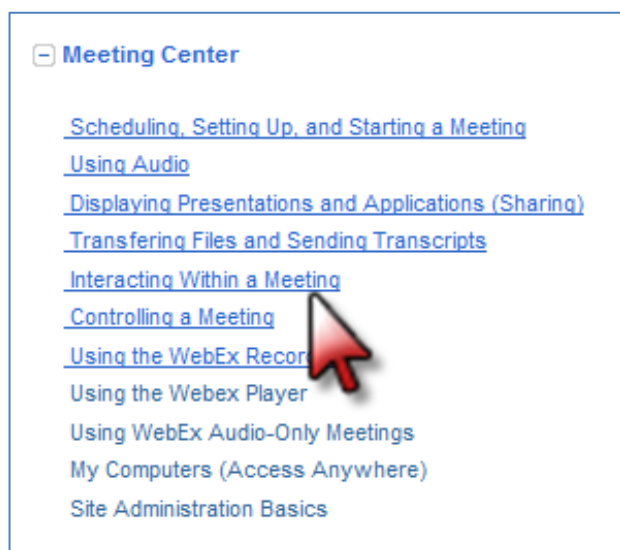
On the WebEx University page, click on the **How Do I** link.



On the **How Do I** page, click on the **Meeting Center** link to open the complete menu of instructional videos.



Click on every link in the **Meeting Center** menu to see video tutorials for every subject...

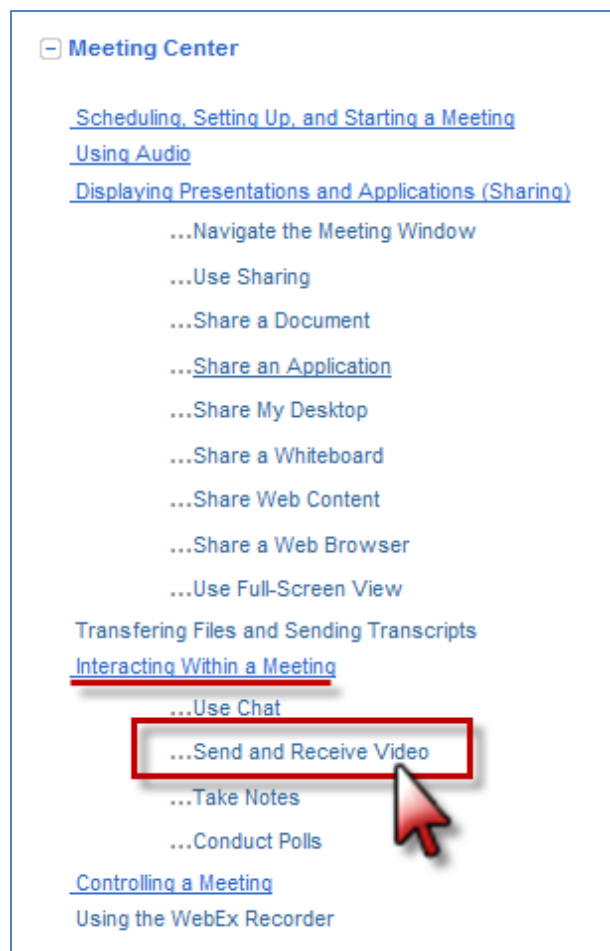


Start by clicking in the link to see the videos for **Scheduling, Setting Up and Starting a Meeting.**

After viewing all of the videos, practice online.

Go to our live WebEx meeting site.

Do not change or open the meetings scheduled by others. Create a practice meeting and review what you learned from the videos.



To log in to our live WebEx site, go to: <http://goucher.webex.com>

Click the **Host Log In** button at the top of the page (right side).

Type in the User Name: **DLearning**

Type in the Password: **Learn2010**

Click the **Log In** button

(All entered text is case and spacing sensitive)

For Live Technical Help from WebEx while you are in a WebEx Meeting, call (866) 229-3239.

For technical questions about WebEx call 410-337-6066 or email Ctlt@goucher.edu.